

Shareholding Pattern under Regulation 31 of SEBI (Listing Obligations and Disclosure Requirements) Regulations, 2015

1.	Name of Listed Entity: Cords Cable Industries Limited
2.	Scrip Code/Name of Scrip/Class of Security: 532941
3.	Share Holding Pattern Filed under: Reg. 31(1)(a)/Reg. 31(1)(b)/Reg.31(1)(c)
	a. If under 31(1)(b) then indicate the report for Quarter ending
	b. If under 31(1)(c) then indicate date of allotment/extinguishment
4.	Declaration: The Listed entity is required to submit the following declaration to the extent of submission of information:-

	Particulars	Yes*	No*
1	Whether the Listed Entity has issued any partly paid up shares?		No
2	Whether the Listed Entity has issued any Convertible Securities or Warrants?		No
3	Whether the Listed Entity has any shares against which depository receipts are issued?		No
4	Whether the Listed Entity has any shares in locked-in?		No
5	Whether any shares held by promoters are pledge or otherwise encumbered?		No

* If the Listed Entity selects the option 'No' for the questions above, the columns for the partly paid up shares, Outstanding Convertible Securities/Warrants, depository receipts, locked-in shares, No of shares pledged or otherwise encumbered by promoters, as applicable, shall not be displayed at the time of dissemination on the Stock Exchange website. Also wherever there is 'No' declared by Listed Entity in above table the values will be considered as 'Zero' by default on submission of the format of holding of specified securities.

GENERATED ON :04/10/2018 NSDL : 29/09/2018 CDSL : 29/09/2018



Cord's Cable Industries Limited


Table I - Summary Statement holding of specified securities

Category	Category of shareholder	Nos. of shareholders	No. of fully paid up equity shares held	No. of Partly paid-up equity shares held	No. of shares underlying Depository Receipts	Total nos. shares held	Shareholding as a % of total no. of shares (calculated as per SCRR, 1957)	Number of Voting Rights held in each class of securities			No. of Shares Underlying Outstanding convertible securities (including Warrants)	Shareholding, as a % assuming full conversion of convertible securities (as a percentage of diluted share capital)	Number of Locked in shares		Number of Shares pledged or otherwise encumbered		Number of equity shares held in dematerialised form	
								No of Voting Rights		Total as a % of (A+B+C)			No. (a)	As a % of total Shares held(b)	No. (a)	As a % of total Shares held(b)		
								Class eg: X	Class eg: y									Total
(I)	(II)	(III)	(IV)	(V)	(VI)	(VII) =	(VIII) As a	(IX)			(X)	(XI) =	(XII)		(XIII)		(XIV)	
(A)	Promoter & Promoter Group	4	6647138	0	0	6647138	51.4175	6647138	0	6647138	51.4175	0	51.4175	0	0.0000	0	0.0000	6647138
(B)	Public	9374	6280642	0	0	6280642	48.5825	6280642	0	6280642	48.5825	0	48.5825	0	0.0000	NA	NA	6258041
(C)	Non Promoter - Non Public				0				0			0			0.0000	NA	NA	
(C1)	Shares Underlying DRs	0	0	0	0	0	0.0000	0	0	0	0.0000	0	0.0000	0	0.0000	NA	NA	0
(C2)	Shares Held By Employee Trust	0	0	0	0	0	0.0000	0	0	0	0.0000	0	0.0000	0	0.0000	NA	NA	0
	Total	9378	12927780	0	0	12927780	100.0000	12927780	0	12927780	100.0000	0	100.0000	0	0.0000	0	0.0000	12905179

GENERATED ON :04/10/2018

NSDL : 29/09/2018

CDSL



Cords Cable Industries Limited

Table II - Statement showing shareholding pattern of the Promoter and Promoter Group

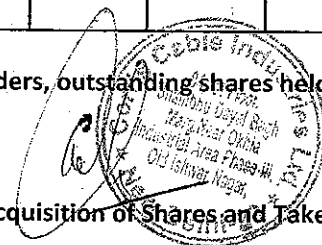
	Category & Name of the shareholders	PAN	Nos. of shareholders	No. of fully paid up equity shares held	Partly paid-up equity shares held	No. of shares under lying Depository Receipts	Total nos. shares held	Shareholding % calculated as per SCRR, 1957 As a % of (A+B+C2)	Number of Voting Rights held in each			No. of Shares Underlying Outstanding convertible securities	Shareholding, as a % assuming full conversion of convertible securities	Number of Locked		Number of		Number of equity shares held in dematerialised form	
									No of Voting Rights					Total as a % of (A+B+C)	No. (a)	As a % of total Shares held(b)	No. (a)		As a % of total Shares held(b)
									Class eg: X	Class eg: y	Total								
1	(I)	(II)	(III)	(IV)	(V)	(VI)	(VII) =	(VIII) As a	(IX)			(X)	(XI)=	(XII)		(XIII)	(XIV)		
(a)	Individuals / Hindu Undivided Family		4	6647138	0	0	6647138	51.4175	6647138	0	6647138	51.4175	0	51.4175	0	0.0000	0	0.0000	6647138
	Naveen Sawhney	AACPS1181J	1	6048722	0	0	6048722	46.7886	6048722	0	6048722	46.7886	0	46.7886	0	0.0000	0	0.0000	6048722
	Adarsh Sawhney	ABAPSO670D	1	224006	0	0	224006	1.7327	224006	0	224006	1.7327	0	1.7327	0	0.0000	0	0.0000	224006
	Gaurav Sawhney	AVAPS6258F	1	198466	0	0	198466	1.5352	198466	0	198466	1.5352	0	1.5352	0	0.0000	0	0.0000	198466
	Varun Sawhney	ARJPS4263M	1	175944	0	0	175944	1.3610	175944	0	175944	1.3610	0	1.3610	0	0.0000	0	0.0000	175944
(b)	Central Government / State Government(s)		0	0	0	0	0	0.0000	0	0	0	0.0000	0	0.0000	0	0.0000	0	0.0000	0
(c)	Financial Institutions / Banks		0	0	0	0	0	0.0000	0	0	0	0.0000	0	0.0000	0	0.0000	0	0.0000	0
(d)	Any Other (Specify)		0	0	0	0	0	0.0000	0	0	0	0.0000	0	0.0000	0	0.0000	0	0.0000	0
	Sub Total (A)(1)		4	6647138	0	0	6647138	51.4175	6647138	0	6647138	51.4175	0	51.4175	0	0.0000	0	0.0000	6647138
2	Foreign		0	0	0	0	0	0.0000	0	0	0	0.0000	0	0.0000	0	0.0000	0	0.0000	0
(a)	Individuals (Non-Resident Individuals / Foreign Individuals)		0	0	0	0	0	0.0000	0	0	0	0.0000	0	0.0000	0	0.0000	0	0.0000	0
(b)	Government		0	0	0	0	0	0.0000	0	0	0	0.0000	0	0.0000	0	0.0000	0	0.0000	0
(c)	Institutions		0	0	0	0	0	0.0000	0	0	0	0.0000	0	0.0000	0	0.0000	0	0.0000	0
(d)	Foreign Portfolio Investor		0	0	0	0	0	0.0000	0	0	0	0.0000	0	0.0000	0	0.0000	0	0.0000	0
(e)	Any Other (Specify)		0	0	0	0	0	0.0000	0	0	0	0.0000	0	0.0000	0	0.0000	0	0.0000	0
	Sub Total (A)(2)		0	0	0	0	0	0.0000	0	0	0	0.0000	0	0.0000	0	0.0000	0	0.0000	0
	Total Shareholding Of Promoter And Promoter Group (A)= (A)(1)+(A)(2)		4	6647138	0	0	6647138	51.4175	6647138	0	6647138	51.4175	0	51.4175	0	0.0000	0	0.0000	6647138

Details of Shares which remain unclaimed may be given hear along with details such as number of shareholders, outstanding shares held in demat/unclaimed suspense

Not

(1) PAN would not be displayed on website of Stock Exchange(s)


(2) The term 'Encumbrance' has the same meaning as assigned under regulation 28(3) of SEBI (Substantial Acquisition of Shares and Takeovers) Regulations, 2011.



Cords Cable Industries Limited

Table III - Statement showing shareholding pattern of the Public shareholder

S. No.	Category & Name of the shareholders	PAN	Nos. of shareholders	No. of fully paid up equity shares held	Partly paid-up equity shares held	No. of shares underlying Depository Receipts	Total nos. shares held	Shareholding % calculated as per SCRR, 1957 As a % of (A+B+C2)	Number of Voting Rights held in each class of securities			No. of Shares Underlying Outstanding convertible securities (including Warrants)	Shareholding, as a % assuming full conversion of convertible securities (as a percentage of diluted)	Number of Locked in shares		Number of Shares pledged or otherwise encumbered		Number of equity shares held in dematerialised form	
									No of Voting Rights					Total as a % of (A+B+C)	No. (a)	As a % of total Shares held(b)	No. (a)		As a % of total Shares held(b)
									Class eg: X	Class eg: y	Total								
	(I)	(II)	(III)	(IV)	(V)	(VI)	(VII) =	(VIII) As a	(IX)			(X)	(XI) =	(XII)		(XIII)		(XIV)	
1	Institutions																		
(a)	Mutual Fund		0	0	0	0	0	0.0000	0	0	0	0.0000	0	0.0000	0	0.0000	NA	NA	0
(b)	Venture Capital Funds		0	0	0	0	0	0.0000	0	0	0	0.0000	0	0.0000	0	0.0000	NA	NA	0
(c)	Alternate Investment Funds		0	0	0	0	0	0.0000	0	0	0	0.0000	0	0.0000	0	0.0000	NA	NA	0
(d)	Foreign Venture Capital Investors		0	0	0	0	0	0.0000	0	0	0	0.0000	0	0.0000	0	0.0000	NA	NA	0
(e)	Foreign Portfolio Investor		1	85000	0	0	85000	0.6575	85000	0	85000	0.6575	0	0.6575	0	0.0000	NA	NA	85000
(f)	Financial Institutions / Banks		2	8164	0	0	8164	0.0632	8164	0	8164	0.0632	0	0.0632	0	0.0000	NA	NA	8164
(g)	Insurance Companies		0	0	0	0	0	0.0000	0	0	0	0.0000	0	0.0000	0	0.0000	NA	NA	0
(h)	Provident Funds/ Pension Funds		0	0	0	0	0	0.0000	0	0	0	0.0000	0	0.0000	0	0.0000	NA	NA	0
(i)	Any Other (Specify)		0	0	0	0	0	0.0000	0	0	0	0.0000	0	0.0000	0	0.0000	NA	NA	0
	Sub Total (B)(1)		3	93164	0	0	93164	0.7206	93164	0	93164	0.7206	0	0.7206	0	0.0000	NA	NA	93164
2	Central Government/ State Government(s)/ President of India																		
	Sub Total (B)(2)		0	0	0	0	0	0.0000	0	0	0	0.0000	0	0.0000	0	0.0000	NA	NA	0
3	Non-Institutions																		
(a)	Individuals			0	0														
	i. Individual shareholders holding nominal share capital up to Rs. 2 lakhs.		8705	2972031	0	0	2972031	22.9895	2972031	0	2972031	22.9895	0	22.9895	0	0.0000	NA	NA	2949430
	ii. Individual shareholders holding nominal share capital in excess of Rs. 2 lakhs.		19	1601493	0	0	1601493	12.3880	1601493	0	1601493	12.3880	0	12.3880	0	0.0000	NA	NA	1601493
	Mukul Agrawal	AAPFP7724D		1059354	0	0	1059354	8.1944	1059354	0	1059354	8.1944	0	8.1944	0	0.0000	NA	NA	1059354
(b)	NBFCs registered with RBI		0	0	0	0	0	0.0000	0	0	0	0.0000	0	0.0000	0	0.0000	NA	NA	0

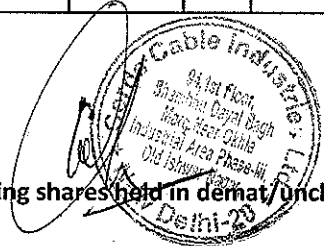


(c)	Employee Trusts		0	0	0	0	0	0.0000	0	0	0	0.0000	0	0.0000	0	0.0000	NA	NA	0
(d)	Overseas Depositories(holding DRs) (balancing figure)		0	0	0	0	0	0.0000	0	0	0	0.0000	0	0.0000	0	0.0000	NA	NA	0
(e)	Any Other (Specify)		647	1613954	0	0	1613954	12.4844	1613954	0	1613954	12.4844	0	12.4844	0	0.0000	NA	NA	1613954
	IEPF		1	10159	0	0	10159	0.0786	10159	0	10159	0.0786	0	0.0786	0	0.0000	NA	NA	10159
	Hindu Undivided Family		313	267004	0	0	267004	2.0654	267004	0	267004	2.0654	0	2.0654	0	0.0000	NA	NA	267004
	Non Resident Indians (Non Repat)		45	20705	0	0	20705	0.1602	20705	0	20705	0.1602	0	0.1602	0	0.0000	NA	NA	20705
	Non Resident Indians (Repat)		105	87097	0	0	87097	0.6737	87097	0	87097	0.6737	0	0.6737	0	0.0000	NA	NA	87097
	Clearing Member		73	45894	0	0	45894	0.3550	45894	0	45894	0.3550	0	0.3550	0	0.0000	NA	NA	45894
	Bodies Corporate		110	1183095	0	0	1183095	9.1516	1183095	0	1183095	9.1516	0	9.1516	0	0.0000	NA	NA	1183095
	Globe Capital Market Ltd	AAACG4267G	1	221287	0	0	221287	1.7117	221287	0	221287	1.7117	0	1.7117	0	0.0000	NA	NA	221287
	Globe Fincap Limited	AADCG1099D	1	173000	0	0	173000	1.3382	173000	0	173000	1.3382	0	1.3382	0	0.0000	NA	NA	173000
	Quantum Securities Pvt Ltd	AAACQ0160C	1	137918	0	0	137918	1.0668	137918	0	137918	1.0668	0	1.0668	0	0.0000	NA	NA	137918
	Sub Total (B)(3)		9371	6187478	0	0	6187478	47.8619	6187478	0	6187478	47.8619	0	47.8619	0	0.0000	NA	NA	6164877
	Total Public Shareholding (B)= (B)(1)+(B)(2)+(B)(3)		9374	6280642	0	0	6280642	48.5825	6280642	0	6280642	48.5825	0	48.5825	0	0.0000	NA	NA	6258041

Details of the shareholders acting as persons in Concert including their Shareholding (No. and %):

No. of shareholders	No. of Shares

Details of Shares which remain unclaimed may be given here along with details such as number of shareholders, outstanding shares held in demat/Unclaimed suspense account, voting rights which are frozen etc.



Note

- (1) PAN would not be displayed on website of Stock Exchange(s).
- (2) The above format needs to disclose name of all holders holding more than 1% of total number of shares
- (3) W.r.t. the information pertaining to Depository Receipts, the same may be disclosed in the respective columns to the extent information available and the balance to be disclosed as held by custodian.

GENERATED ON :04/10/2018


NSDL : 29/09/2018

CDSL : 29/09/2018

Cords Cable Industries Limited

Table IV - Statement showing shareholding pattern of the Non Promoter- Non Public shareholder

S. No.	Category & Name of the shareholders	PAN	Nos. of shareholders	No. of fully paid up equity shares held	Partly paid-up equity shares held	No. of shares underlying Depository Receipts	Total nos. shares held	Shareholding % calculated as per SCRR, 1957 As a % of (A+B+C2)	Number of Voting Rights held in each class of securities			No. of Shares Underlying Outstanding convertible securities (including Warrants)	Shareholding, as a % assuming full conversion of convertible securities (as a percentage of diluted)	Number of Locked in shares		Number of Shares pledged or otherwise encumbered		Number of equity shares held in dematerialised form	
									No of Voting Rights					Total as a % of (A+B+C)	No. (a)	As a % of total Shares held(b)	No. (a)		As a % of total Shares held(b)
									Class eg: X	Class eg: Y	Total								
(I)	(II)	(III)	(IV)	(V)	(VI)	(VII) =	(VIII) As a %	(IX)			(X)	(XI) =	(XII)		(XIII)		(XIV)		
1	Custodian/DR Holder		0	0	0	0	0	0.0000	0	0	0	0.0000	0	0.0000	0	0.0000	NA	NA	0
2	Employee Benefit Trust (under SEBI (Share based Employee Benefit) Regulations, 2014)		0	0	0	0	0	0.0000	0	0	0	0.0000	0	0.0000	0	0.0000	NA	NA	0
	Total Non-Promoter- Non Public Shareholding (C)= (C)(1)+(C)(2)		0	0	0	0	0	0.0000	0	0	0	0.0000	0	0.0000	0	0.0000	NA	NA	0



Not

- (1) PAN would not be displayed on website of Stock Exchange(s).
- (2) The above format needs to disclose name of all holders holding more than 1% of total number of shares
- (3) W.r.t. the information pertaining to Depository Receipts, the same may be disclosed in the respective columns to the extent information available and the balance to be disclosed as held by custodian.